

WRIGHTSON & PLATT

London

Fingerprint Engraving Form



Instructions

You will need a piece of white paper, an HB pencil and sticky tape.

- Rub the pencil on the paper to create a 2 inch square.
- Take the finger and rub over the pencilled area, including the sides and very top. Make sure you cover the whole tip of the finger.
- Cut a piece of sticky tape and firmly place onto the finger.
- Gently lift the tape off the finger with the transferred print and stick in the box below.
- Please repeat a few times and we will choose the best one.

For further help see the video guide on our website under our fingerprint jewellery category:

<http://wrightsonandplatt.com/ bespoke/jewellery-cast-from-life/jewellery-for-fingerprints-other-engraving>

Place fingerprint(s) here

To complete your order please fill in the details on the back of this form.

Then post it back to us at Wrightson & Platt Ltd, Unit 36 & 37 Brockley Cross Business Park, 96 Endwell Road London SE4 2PD and we'll call you to confirm your order and take payment.

Any questions please call us at our studio +44 20 7639 9085

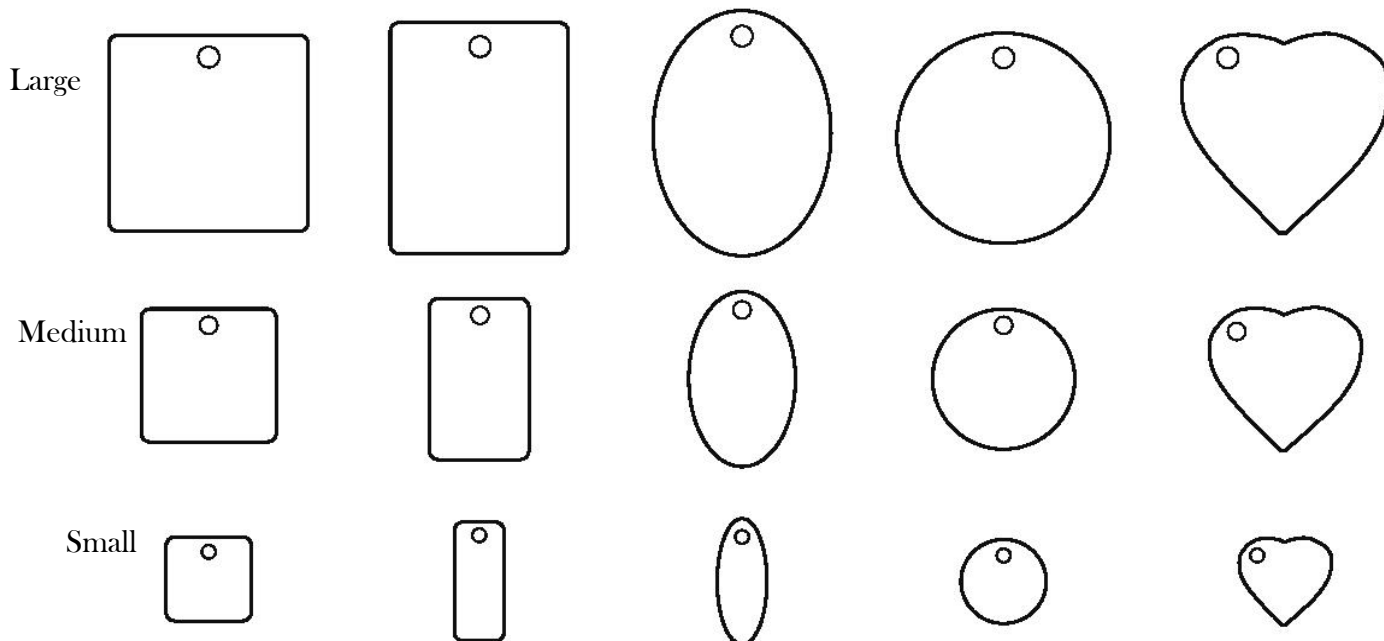


Please circle your choices:

MATERIAL Sterling Silver / 18ct Yellow Gold / 18ct Rose Gold / 18ct White Gold / Platinum

PENDANT & BRACELET

Please mark clearly with an X which size and shape charm you would like engraved. All charms are drawn to scale.

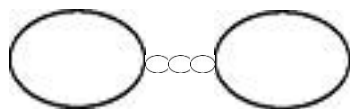


CHAIN for pendant 18" / 20" / 22" long

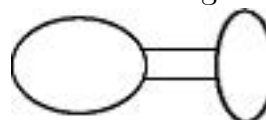
CHAIN for bracelet fine chain / chunky chain / leather thong

CUFFLINKS

Disc and Chain



T bar fitting



If you wish to have an additional inscription on the cufflink fitting, or on the reverse of the charm, please write it clearly here with exact spelling.

Font choice: *script* or Block

YOUR DETAILS

Full Name:	
Full Address:	
Contact number :	